


Wildlife Habitat Design



What do I need?




What to do


Grab some coloured pencils and picture how you would like your site to look. Draw it using your imagination!

Try to include existing features like trees and rocks, and then add new plants and any extra animal habitats like a nest box, fallen logs or an insect hotel.

Here's some more tips:

- Think about what things animals need for food and shelter.
- Use different types of plants (eg. grasses – spiky and smooth; shrubs – dense and open)
- Don't forget to draw some insects, lizards, frogs and birds that you think would like to use your site.






Tree



Shrub



New planting



Grass